

# **RESULTADOS**

**2ª J.F.T. CTO. AND. ALEVÍN**

**CÓRDOBA  
(19/11/2016)**

**2ª JORNADA F.T.CTO. AND. ALEVIN CORDOBA, 19/11/2016**
**CORDOBA**

Datos técnicos: Piscina de 25 m., Cronometraje Electrónico

**19/11/2016**

RK	Licencia	Nombre	Año	Club	T.R.	50	100	150	200	Pts.	Resultado
1	P00663840	SAIZ PEREZ MANUEL JESUS	2004	FNGSW		32.40	1:10.74	1:51.32	2:32.00	19,0	2:32.00
						32.40	38.34	40.58	40.68		
2	P00746864	DE LAS CASAS VILLALBA IGNACIO	2003	NAVIAL		32.68	1:10.81	1:51.45	2:32.05	16,0	2:32.05
						32.68	38.13	40.64	40.60		
3	051139074	MOYA CLIMENT DIEGO	2003	NAVIAL		33.63	1:12.56	1:52.66	2:33.87	14,0	2:33.87
						33.63	38.93	40.10	41.21		
4	P00663837	MURIEL LOPEZ RAFAEL	2003	FNGSW		33.47	1:12.11	1:53.83	2:37.86	13,0	2:37.86
						33.47	38.64	41.72	44.03		
5	P00746681	GRANADO MARTIN PABLO	2004	NAVIAL		34.49	1:15.37	1:59.20	2:42.94	12,0	2:42.94
						34.49	40.88	43.83	43.74		
6	020950044	MORENO GARCIA PABLO	2003	MONTOR		37.46	1:19.40	2:03.18	2:47.32	11,0	2:47.32
						37.46	41.94	43.78	44.14		
7	P00746751	GOMEZ ALVAREZ MARIANO	2004	NAVIAL		36.01	1:19.36	2:04.15	2:48.11	10,0	2:48.11
						36.01	43.35	44.79	43.96		
8	P00746647	MUÑOZ STAARTHOF JULIO VALENTIN	2003	NAVIAL		37.68	1:21.60	2:07.34	2:52.69	9,0	2:52.69
						37.68	43.92	45.74	45.35		
9	P00386155	GOMEZ DELGADO ABEL	2003	MONTLLA		36.35	1:19.91	2:06.39	2:52.98	8,0	2:52.98
						36.35	43.56	46.48	46.59		
10	P00138038	LLAMAZARES MUÑOZ PABLO	2004	FNGSW		38.46	1:24.36	2:12.83	2:59.84	7,0	2:59.84
						38.46	45.90	48.47	47.01		
11	0P0038842	CORDOBA CRUZ DANIEL	2004	CNBAEN		43.04	1:34.70	2:30.75	3:25.63	6,0	3:25.63
						43.04	51.66	56.05	54.88		
	P00746701	TORRES MUÑOZ ISAAC	2004	NAVIAL						0,0	DES
	P00742003	ZAMORA MARTOS ALEJANDRO	2004	NVILLAR						0,0	RT
	032732493	MESA ORTIZ JULIO	2003	FNGSW						0,0	RT

 RT: RETIRADO DLI: DESC LLEGADA IRREGUL DSA: DESC. SALIDA ANTICIPA DVI: DESC. VIRAJE IRREGULA NP: NO PRESENTADO  
 DES: DESCALIFICADO DNI: DNI DSI: DESC. SALIDA IRREGULA BAJ: BAJA


**2ª JORNADA F.T.CTO. AND. ALEVIN CORDOBA, 19/11/2016**
**CORDOBA**

Datos técnicos: Piscina de 25 m., Cronometraje Electrónico

**19/11/2016**

RK	Licencia	Nombre	Año	Club	T.R.	50	100	150	200	Pts.	Resultado
1	P00663849	SANCHEZ MEDINA NELLY	2005	NAVIAL		35.70	1:19.29	2:05.24	2:49.91	19,0	2:49.91
						35.70	43.59	45.95	44.67		
2	P00746685	JURADO RUANO VICTORIA	2004	NAVIAL		36.30	1:18.74	2:04.06	2:50.96	16,0	2:50.96
						36.30	42.44	45.32	46.90		
3	P00746724	SANTOS PADILLA IRENE	2004	NAVIAL		36.39	1:20.54	2:06.99	2:54.33	14,0	2:54.33
						36.39	44.15	46.45	47.34		
4	P00746715	GARCIA BELTRAN MIREYA MEI	2004	NAVIAL		36.45	1:19.83	2:07.16	2:55.28	13,0	2:55.28
						36.45	43.38	47.33	48.12		
5	P00138027	BALAO GARCIA JULIA	2005	NAVIAL		38.06	1:22.72	2:09.51	2:55.70	12,0	2:55.70
						38.06	44.66	46.79	46.19		
6	P00663865	MARTOS JIMENEZ AROA	2004	NAVIAL		37.96	1:21.95	2:08.08	2:58.50	11,0	2:58.50
						37.96	43.99	46.13	50.42		
7	P00746719	RUIZ BLANCAS CARMEN	2005	NAVIAL		37.60	1:23.43	2:12.26	3:00.22	10,0	3:00.22
						37.60	45.83	48.83	47.96		
8	00P013807	FERNANDES AFAN BELEN	2005	NAVIAL		37.39	1:23.41	2:12.74	3:02.07	9,0	3:02.07
						37.39	46.02	49.33	49.33		
9	046072560	ZAMORANO RIVERA GLORIA	2004	NAVIAL		38.22	1:23.54	2:12.48	3:02.41	8,0	3:02.41
						38.22	45.32	48.94	49.93		
10	P00746692	MUDARRA JIMENEZ PILAR	2004	FNGSW		36.20	1:20.65	2:11.43	3:06.25	7,0	3:06.25
						36.20	44.45	50.78	54.82		
11	P00746774	VICTOR MACHUCA MARIA ISABEL	2005	NAVIAL		39.02	1:25.38	2:16.04	3:06.46	6,0	3:06.46
						39.02	46.36	50.66	50.42		
12	P00746697	ROMERO TORRES MARTA	2004	NAVIAL		38.51	1:25.56	2:15.86	3:07.84	5,0	3:07.84
						38.51	47.05	50.30	51.98		
13	P00663902	SALAZAR NAVARRO PAULA	2005	FNGSW		40.07	1:27.94	2:18.51	3:08.96	4,0	3:08.96
						40.07	47.87	50.57	50.45		
14	P00386150	GONZALEZ SALES TERESA	2005	MONTLLA		41.63	1:29.67	2:20.39	3:09.94	3,0	3:09.94
						41.63	48.04	50.72	49.55		
15	P00746755	BLANCO CORPAS ELISABETH	2005	NAVIAL		39.29	1:28.34	2:20.74	3:11.42	2,0	3:11.42
						39.29	49.05	52.40	50.68		
16	P00742004	BERMUDEZ CORDOBA MARIA	2004	NVILLAR		39.94	1:30.35	2:26.01	3:18.33	1,0	3:18.33
						39.94	50.41	55.66	52.32		
17	P00386151	SANCHEZ CARMONA LUCIA	2004	MONTLLA		43.76	1:35.70	2:29.84	3:24.35	0,0	3:24.35
						43.76	51.94	54.14	54.51		
	P00386143	GARRIDO REY NATALIA	2005	NAVIAL						0,0	DES
	P00388108	REDONDO GUTIERREZ NOELIA	2005	CNBAEN						0,0	DES

 RT: RETIRADO DLI: DESC LLEGADA IRREGUL DSA: DESC. SALIDA ANTICIPA DVI: DESC. VIRAJE IRREGULA NP: NO PRESENTADO  
 DES: DESCALIFICADO DNI: DNI DSI: DESC. SALIDA IRREGULA BAJ: BAJA

SW.RESULTADOS\_PRUEBA.2-20 Información correcta a 17:21:46 19/11/2016

1 / 1

MSL SPORTEC Sistemas de Información, MSL Software - www.msl.es


<http://www.fan.es>


**2ª JORNADA F.T.CTO. AND. ALEVIN CORDOBA, 19/11/2016**
**CORDOBA**

Datos técnicos: Piscina de 25 m., Cronometraje Electrónico

**19/11/2016**

RK	Licencia	Nombre	Año	Club	T.R.	50	100	150	200	Pts.	Resultado
1	P00663839	ARAGON PALACIOS AGUSTIN	2003	FNGSW		36.23	1:17.81	2:00.78	2:44.23	19,0	2:44.23
						36.23	41.58	42.97	43.45		
2	P00663840	SAIZ PEREZ MANUEL JESUS	2004	FNGSW		40.03	1:24.79	2:11.17	2:56.79	16,0	2:56.79
						40.03	44.76	46.38	45.62		
3	P00663837	MURIEL LOPEZ RAFAEL	2003	FNGSW		41.30	1:26.76	2:13.75	2:59.79	14,0	2:59.79
						41.30	45.46	46.99	46.04		
4	P00746728	MANSILLA ESPEJO ADRIAN	2004	NAVIAL		40.72	1:26.51	2:13.51	3:00.46	13,0	3:00.46
						40.72	45.79	47.00	46.95		
5	P06631015	FERNANDEZ VILLARUBIA ISMAEL	2004	NCRDOB		41.75	1:29.17	2:17.64	3:05.59	12,0	3:05.59
						41.75	47.42	48.47	47.95		
6	020620277	VALLE DELGADO CARLOS	2004	MONTLLA		41.09	1:28.55	2:18.25	3:06.57	11,0	3:06.57
						41.09	47.46	49.70	48.32		
7	P00746967	ICARDO FERNANDEZ GONZALO	2004	NAVIAL		42.18	1:30.40	2:20.86	3:11.45	10,0	3:11.45
						42.18	48.22	50.46	50.59		
8	P00742001	CRIADO PULIDO ANTONIO LUIS	2004	NVILLAR		43.43	1:33.71	2:26.35	3:18.07	9,0	3:18.07
						43.43	50.28	52.64	51.72		
9	026827102	RUIZ CAMPOS CARLOS	2004	CNBAEN		45.92	1:42.28	2:39.20	3:33.97	8,0	3:33.97
						45.92	56.36	56.92	54.77		
	P00386149	CARMONA ROSAL PEDRO	2004	MONTLLA						0,0	BAJ

 RT: RETIRADO DLI: DESC LLEGADA IRREGUL DSA: DESC. SALIDA ANTICIPA DVI: DESC. VIRAJE IRREGULA NP: NO PRESENTADO  
 DES: DESCALIFICADO DNI: DNI DSI: DESC. SALIDA IRREGULA BAJ: BAJA

SW.RESULTADOS\_PRUEBA.3-20 Información correcta a 17:29:20 19/11/2016

1 / 1

MSL SPORTEC Sistemas de Información, MSL Software - www.msl.es



**2ª JORNADA F.T.CTO. AND. ALEVIN CORDOBA, 19/11/2016**
**CORDOBA**

Datos técnicos: Piscina de 25 m., Cronometraje Electrónico

**19/11/2016**

RK	Licencia	Nombre	Año	Club	T.R.	50	100	150	200	Pts.	Resultado
1	P00138026	BALAO GARCIA BERTA	2005	NAVIAL		42.05	1:29.57	2:17.66	3:05.05	19,0	3:05.05
						42.05	47.52	48.09	47.39		
2	P00746693	NAZ GOMEZ GEMMA	2004	NAVIAL		40.15	1:29.02	2:17.67	3:05.18	16,0	3:05.18
						40.15	48.87	48.65	47.51		
3	P00663884	PEREZ BARTIVAS CARMEN	2004	NCRDOB		44.38	1:34.25	2:25.54	3:15.36	14,0	3:15.36
						44.38	49.87	51.29	49.82		
4	P00746768	RODRIGUEZ HIGUERA BLANCA	2005	NAVIAL		44.81	1:35.97	2:27.44	3:17.83	13,0	3:17.83
						44.81	51.16	51.47	50.39		
5	00P013801	RODRIGUEZ GALVEZ LIDIA	2004	FNGSW		44.01	1:35.18	2:26.97	3:18.43	12,0	3:18.43
						44.01	51.17	51.79	51.46		
6	P00386159	AGUILERA COHEÑA CELIA	2004	MONTLLA		43.95	1:36.15	2:28.91	3:21.50	11,0	3:21.50
						43.95	52.20	52.76	52.59		
7	026824752	ARIZA PEREZ MARTA	2005	MONTLLA		45.66	1:37.41	2:30.59	3:22.77	10,0	3:22.77
						45.66	51.75	53.18	52.18		
8	P00386146	ORTIZ CORDON VICTORIA	2005	MONTLLA		45.61	1:38.43	2:33.16	3:26.20	9,0	3:26.20
						45.61	52.82	54.73	53.04		
9	P01086014	RAYO PIZARRO LUCIA	2005	POZOBLA		45.62	1:38.15	2:34.07	3:28.16	8,0	3:28.16
						45.62	52.53	55.92	54.09		
10	P00746757	CARRASCO PLATA ARIADNA	2005	NAVIAL		47.06	1:39.97	2:34.75	3:28.48	7,0	3:28.48
						47.06	52.91	54.78	53.73		
11	P00742002	EXPOSITO SORIANO ESTRELLA	2004	NVILLAR		44.64	1:38.07	2:34.33	3:29.15	6,0	3:29.15
						44.64	53.43	56.26	54.82		
12	031023185	PEREZ LOPERA MARIA DOLORES	2005	CNBAEN		45.30	1:38.95	2:36.53	3:31.94	5,0	3:31.94
						45.30	53.65	57.58	55.41		
13	P00388151	AYALA MOLINA MARIA	2004	CNBAEN		47.84	1:42.21	2:38.29	3:34.33	4,0	3:34.33
						47.84	54.37	56.08	56.04		
14	P00386150	GONZALEZ SALES TERESA	2005	MONTLLA		51.79	1:48.07	2:44.56	3:39.73	3,0	3:39.73
						51.79	56.28	56.49	55.17		
15	000328201	MADRID DELGADO MARIA DEL MAR	2005	MONTOR		52.20	1:53.73	2:55.99	3:58.31	2,0	3:58.31
						52.20	1:01.5	1:02.2	1:02.3		
16	020950960	RUIZ AGUILAR ROCÍO	2005	NVILLAR		53.23	1:55.59	2:59.95	4:03.74	1,0	4:03.74
						53.23	1:02.3	1:04.3	1:03.7		
17	020622379	DELGADO GARCIA PAULA	2005	MONTOR		54.18	1:56.64	3:00.55	4:03.96	0,0	4:03.96
						54.18	1:02.4	1:03.9	1:03.4		
18	003225919	CAMPÓN MARTINEZ AMALIA	2004	NVILLAR		57.72	2:08.54	3:19.55	4:29.26	0,0	4:29.26
						57.72	1:10.8	1:11.0	1:09.7		
	046269966	MONTERO ORTIZ MÓNICA	2005	MONTOR						0,0	DES
	024497814	MORENO QUINTANA SILVIA	2004	MONTOR						0,0	DES
	P06631011	ORTIZ MORILLO MIRIAM	2005	NCRDOB						0,0	DES
	P06631012	MARIN MORILLO PAULA	2005	NCRDOB						0,0	DES

 RT: RETIRADO DLI: DESC LLEGADA IRREGUL DSA: DESC. SALIDA ANTICIPA DVI: DESC. VIRAJE IRREGULA NP: NO PRESENTADO  
 DES: DESCALIFICADO DNI: DNI DSI: DESC. SALIDA IRREGULA BAJ: BAJA

SW.RESULTADOS\_PRUEBA.4-20 Información correcta a 17:42:56 19/11/2016

1 / 1

MSL SPORTEC Sistemas de Información, MSL Software - www.msl.es



RK	Licencia	Nombre	Año	Club	T.R.	50	100	150	200	Pts.	Resultado
1	P00138039	ALCALA CAÑETE DAVID	2003	FNGSW		28.74	1:00.14	1:32.67	2:05.80	19,0	2:05.80
						28.74	31.40	32.53	33.13		
2	P00746647	MUÑOZ STAARTHOF JULIO VALENTIN	2003	NAVIAL		30.67	1:04.02	1:38.32	2:12.42	16,0	2:12.42
						30.67	33.35	34.30	34.10		
3	032732493	MESA ORTIZ JULIO	2003	FNGSW		31.50	1:05.02	1:40.02	2:13.46	14,0	2:13.46
						31.50	33.52	35.00	33.44		
4	P00663839	ARAGON PALACIOS AGUSTIN	2003	FNGSW		30.95	1:05.01	1:40.79	2:15.47	13,0	2:15.47
						30.95	34.06	35.78	34.68		
5	P00746864	DE LAS CASAS VILLALBA IGNACIO	2003	NAVIAL		30.50	1:05.21	1:40.87	2:16.43	12,0	2:16.43
						30.50	34.71	35.66	35.56		
6	P00746681	GRANADO MARTIN PABLO	2004	NAVIAL		31.27	1:05.77	1:41.31	2:17.00	11,0 MMP	2:17.00
						31.27	34.50	35.54	35.69		
7	051139074	MOYA CLIMENT DIEGO	2003	NAVIAL		31.90	1:06.90	1:43.64	2:19.74	10,0	2:19.74
						31.90	35.00	36.74	36.10		
8	P00138038	LLAMAZARES MUÑOZ PABLO	2004	FNGSW		32.43	1:07.97	1:44.57	2:20.66	9,0	2:20.66
						32.43	35.54	36.60	36.09		
9	020951877	CARMONA GOMEZ PABLO	2003	MONTLLA		32.41	1:09.91	1:47.64	2:22.08	8,0	2:22.08
						32.41	37.50	37.73	34.44		
10	053918703	MARCHAL RIVILLA ALEJANDRO	2003	NAVILLAR		31.99	1:08.78	1:46.56	2:22.83	7,0	2:22.83
						31.99	36.79	37.78	36.27		
11	P00746699	SANCHEZ SIDRI DANIEL	2004	NAVIAL		32.08	1:08.67	1:46.29	2:23.45	6,0	2:23.45
						32.08	36.59	37.62	37.16		
12	P00663835	GUTIERREZ CINTAS ANGEL	2003	FNGSW		32.76	1:09.19	1:47.76	2:25.66	5,0	2:25.66
						32.76	36.43	38.57	37.90		
13	P00746751	GOMEZ ALVAREZ MARIANO	2004	NAVIAL		32.42	1:10.20	1:48.81	2:26.36	4,0	2:26.36
						32.42	37.78	38.61	37.55		
14	P00746680	GARCIA SIBAJA FELIX	2004	NAVIAL		33.24	1:10.34	1:48.86	2:26.87	3,0	2:26.87
						33.24	37.10	38.52	38.01		
15	P00746701	TORRES MUÑOZ ISAAC	2004	NAVIAL		32.71	1:10.17	1:50.00	2:26.90	2,0	2:26.90
						32.71	37.46	39.83	36.90		
16	P00746686	LOPEZ HENARES ADRIAN	2004	NAVIAL		34.16	1:12.74	1:53.55	2:31.86	1,0	2:31.86
						34.16	38.58	40.81	38.31		
17	P00746967	ICARDO FERNANDEZ GONZALO	2004	NAVIAL		34.53	1:13.51	1:53.09	2:32.06	0,0	2:32.06
						34.53	38.98	39.58	38.97		
18	P00663900	BADIA GARRIDO LUIS	2004	NCRDOB		35.88	1:18.44	2:03.34	2:45.75	0,0	2:45.75
						35.88	42.56	44.90	42.41		
19	P01086074	CANTERO GALBIS IGNACIO	2003	POZOBLA		38.31	1:20.74	2:04.69	2:48.89	0,0	2:48.89
						38.31	42.43	43.95	44.20		
20	P00386144	LUQUE GAMERO JOSE ANTONIO	2004	MONTLLA		39.16	1:22.80	2:08.46	2:51.20	0,0	2:51.20
						39.16	43.64	45.66	42.74		
21	046271279	LOPEZ MAYA ALEJANDRO	2004	MONTLLA		39.03	1:23.19	2:08.51	2:51.26	0,0	2:51.26
						39.03	44.16	45.32	42.75		
22	049505587	DOBAO DOMINGUEZ ALFONSO	2003	FNGSW		36.65	1:19.16	2:07.24	2:54.10	0,0	2:54.10
						36.65	42.51	48.08	46.86		
23	020952774	SORIANO BORREGO FRANCISCO	2003	NAVILLAR		43.63	1:32.65	2:21.20	3:07.89	0,0	3:07.89
						43.63	49.02	48.55	46.69		
24	P01086066	MORENO LEAL GABRIEL	2004	POZOBLA		41.06	1:31.01	2:22.45	3:12.73	0,0	3:12.73
						41.06	49.95	51.44	50.28		
	P00386149	CARMONA ROSAL PEDRO	2004	MONTLLA						0,0	BAJ

 RT: RETIRADO DLI: DESC LLEGADA IRREGUL DSA: DESC. SALIDA ANTICIPA DVI: DESC. VIRAJE IRREGULA NP: NO PRESENTADO  
 DES: DESCALIFICADO DNI: DNI DSI: DESC. SALIDA IRREGULA BAJ: BAJA

SW.RESULTADOS\_PRUEBA.5-20 Información correcta a 17:52:56 19/11/2016

1 / 2

MSL SPORTEC Sistemas de Información, MSL Software - www.msl.es



2ª JORNADA F.T.CTO. AND. ALEVIN CORDOBA, 19/11/2016

CORDOBA

Datos técnicos: Piscina de 25 m., Cronometraje Electrónico

19/11/2016

RK	Licencia	Nombre	Año	Club	T.R.	Pts.	Resultado
	0P0038842	CORDOBA CRUZ DANIEL	2004	CNBAEN		0,0	NP

RT: RETIRADO DLI: DESC LLEGADA IRREGUL DSA: DESC. SALIDA ANTICIPA DVI: DESC. VIRAJE IRREGULA NP: NO PRESENTADO  
 DES: DESCALIFICADO DNI: DNI DSI: DESC. SALIDA IRREGULA BAJ: BAJA

MSL SW.RESULTADOS\_PRUEBA.5-20 Información correcta a 17:52:56 19/11/2016  
 SPORTEC Sistemas de Información, MSL Software - www.msl.es





**2ª JORNADA F.T.CTO. AND. ALEVIN CORDOBA, 19/11/2016**
**CORDOBA**

Datos técnicos: Piscina de 25 m., Cronometraje Electrónico

**19/11/2016**

RK	Licencia	Nombre	Año	Club	T.R.	50	100	150	200	Pts.	Resultado
1	P00746821	BRAVO GARCIA OLGA	2004	NAVIAL		32.52	1:09.26	1:47.06	2:23.71	19,0	2:23.71
						32.52	36.74	37.80	36.65		
2	P00746685	JURADO RUANO VICTORIA	2004	NAVIAL		33.55	1:10.47	1:47.84	2:24.03	16,0	2:24.03
						33.55	36.92	37.37	36.19		
3	P00746724	SANTOS PADILLA IRENE	2004	NAVIAL		34.13	1:12.17	1:50.53	2:27.92	14,0	2:27.92
						34.13	38.04	38.36	37.39		
4	P00386143	GARRIDO REY NATALIA	2005	NAVIAL		33.87	1:11.56	1:50.99	2:29.07	13,0	2:29.07
						33.87	37.69	39.43	38.08		
5	P00746719	RUIZ BLANCAS CARMEN	2005	NAVIAL		34.06	1:12.33	1:51.45	2:29.43	12,0	2:29.43
						34.06	38.27	39.12	37.98		
6	P00663849	SANCHEZ MEDINA NELLY	2005	NAVIAL		35.04	1:13.42	1:52.69	2:29.81	11,0	2:29.81
						35.04	38.38	39.27	37.12		
7	00P013801	RODRIGUEZ GALVEZ LIDIA	2004	FNGSW		33.62	1:11.71	1:51.93	2:30.68	10,0	2:30.68
						33.62	38.09	40.22	38.75		
8	P00746745	BLASCO BENAVENTE CARMEN	2005	NAVIAL		34.70	1:14.32	1:54.74	2:32.26	9,0	2:32.26
						34.70	39.62	40.42	37.52		
9	P00138027	BALAO GARCIA JULIA	2005	NAVIAL		35.51	1:14.60	1:54.45	2:32.72	8,0	2:32.72
						35.51	39.09	39.85	38.27		
10	P00746697	ROMERO TORRES MARTA	2004	NAVIAL		35.43	1:14.21	1:54.39	2:33.39	7,0	2:33.39
						35.43	38.78	40.18	39.00		
11	046273745	RODRIGUEZ MARTIN-CONSUEGR EVA	2005	NAVIAL		34.15	1:14.13	1:55.42	2:33.61	6,0	2:33.61
						34.15	39.98	41.29	38.19		
12	P00746755	BLANCO CORPAS ELISABETH	2005	NAVIAL		35.45	1:15.25	1:56.15	2:35.58	5,0	2:35.58
						35.45	39.80	40.90	39.43		
13	046072560	ZAMORANO RIVERA GLORIA	2004	NAVIAL		35.21	1:14.59	1:55.71	2:36.00	4,0	2:36.00
						35.21	39.38	41.12	40.29		
14	P00746757	CARRASCO PLATA ARIADNA	2005	NAVIAL		35.42	1:15.86	1:57.82	2:38.06	3,0	2:38.06
						35.42	40.44	41.96	40.24		
15	P00746698	RUBIO TORRICO Mª PILAR	2004	NAVIAL		35.82	1:16.22	1:57.82	2:38.27	2,0	2:38.27
						35.82	40.40	41.60	40.45		
16	P00746774	VICTOR MACHUCA MARIA ISABEL	2005	NAVIAL		36.33	1:16.73	1:58.62	2:39.51	1,0	2:39.51
						36.33	40.40	41.89	40.89		
17	P00746714	SIVIANES SANCHEZ AMANDA	2004	NAVIAL		36.61	1:17.32	1:59.46	2:40.90	0,0	2:40.90
						36.61	40.71	42.14	41.44		
18	P00746823	RUIZ VELASCO VALERIA	2004	NAVIAL		35.85	1:17.48	2:00.78	2:42.17	0,0	2:42.17
						35.85	41.63	43.30	41.39		
19	P00746692	MUDARRA JIMENEZ PILAR	2004	FNGSW		37.08	1:17.81	2:00.60	2:42.50	0,0	2:42.50
						37.08	40.73	42.79	41.90		
20	P00663884	PEREZ BARTIVAS CARMEN	2004	NCRDOB		38.30	1:20.55	2:03.48	2:44.41	0,0	2:44.41
						38.30	42.25	42.93	40.93		
21	P00746726	GONZALEZ OSORIO CLAUDIA	2005	NAVIAL		36.75	1:18.66	2:02.99	2:45.30	0,0	2:45.30
						36.75	41.91	44.33	42.31		
22	P00663902	SALAZAR NAVARRO PAULA	2005	FNGSW		38.32	1:21.15	2:04.52	2:46.97	0,0	2:46.97
						38.32	42.83	43.37	42.45		
23	P00663904	GONZALEZ FERNANDEZ RAQUEL YONG	2005	NCRDOB		38.22	1:21.46	2:06.30	2:49.59	0,0	2:49.59
						38.22	43.24	44.84	43.29		
24	P00742004	BERMUDEZ CORDOBA MARIA	2004	NVILLAR		38.29	1:21.61	2:06.52	2:50.98	0,0	2:50.98
						38.29	43.32	44.91	44.46		
25	P00388108	REDONDO GUTIERREZ NOELIA	2005	CNBAEN		39.07	1:24.54	2:09.80	2:54.44	0,0	2:54.44
						39.07	45.47	45.26	44.64		

 RT: RETIRADO DLI: DESC LLEGADA IRREGUL DSA: DESC. SALIDA ANTICIPA DVI: DESC. VIRAJE IRREGULA NP: NO PRESENTADO  
 DES: DESCALIFICADO DNI: DNI DSI: DESC. SALIDA IRREGULA BAJ: BAJA

SW.RESULTADOS\_PRUEBA.6-20 Información correcta a 18:17:08 19/11/2016

1 / 2

MSL SPORTEC Sistemas de Información, MSL Software - www.msl.es





**2ª JORNADA F.T.CTO. AND. ALEVIN CORDOBA, 19/11/2016**
**CORDOBA**

Datos técnicos: Piscina de 25 m., Cronometraje Electrónico

**19/11/2016**

RK	Licencia	Nombre	Año	Club	T.R.	50	100	150	200	Pts.	Resultado
26	P00742002	EXPOSITO SORIANO ESTRELLA	2004	NVILLAR		37.12	1:22.55	2:10.25	2:55.00	0,0	2:55.00
						37.12	45.43	47.70	44.75		
27	L01110085	RUIZ VICTOR SHEYLA	2005	FNGSW		37.99	1:24.13	2:12.06	2:55.55	0,0	2:55.55
						37.99	46.14	47.93	43.49		
28	P00746817	SECO DE HERRERA CABRERA ALICIA	2005	NAVIAL		41.75	1:27.21	2:12.91	2:56.79	0,0	2:56.79
						41.75	45.46	45.70	43.88		
29	P00388151	AYALA MOLINA MARIA	2004	CNBAEN		38.52	1:23.65	2:11.44	2:57.60	0,0	2:57.60
						38.52	45.13	47.79	46.16		
30	P00386162	MARTINEZ TORRES NEREA	2004	MONTLLA		41.62	1:29.79	2:21.40	3:08.43	0,0	3:08.43
						41.62	48.17	51.61	47.03		
31	024497814	MORENO QUINTANA SILVIA	2004	MONTOR		43.23	1:32.16	2:21.90	3:09.45	0,0	3:09.45
						43.23	48.93	49.74	47.55		
32	P06631012	MARIN MORILLO PAULA	2005	NCRDOB		44.03	1:32.51	2:21.15	3:09.81	0,0	3:09.81
						44.03	48.48	48.64	48.66		
33	P06631011	ORTIZ MORILLO MIRIAM	2005	NCRDOB		44.01	1:33.70	2:25.49	3:16.05	0,0	3:16.05
						44.01	49.69	51.79	50.56		
34	P01086004	MORENO ROMERO ANA	2004	POZOBLA		42.51	1:36.31	2:31.91	3:23.67	0,0	3:23.67
						42.51	53.80	55.60	51.76		
35	031881107	GARCIA MOYANO MARIA DEL ROCIO	2004	MONTLLA		46.14	1:40.67	2:37.06	3:25.71	0,0	3:25.71
						46.14	54.53	56.39	48.65		
36	031023185	PEREZ LOPERA MARIA DOLORES	2005	CNBAEN		42.37	1:35.67	2:31.83	3:26.10	0,0	3:26.10
						42.37	53.30	56.16	54.27		
37	000328201	MADRID DELGADO MARIA DEL MAR	2005	MONTOR		47.01	1:41.62	2:35.21	3:29.51	0,0	3:29.51
						47.01	54.61	53.59	54.30		
38	020950960	RUIZ AGUILAR ROCÍO	2005	NVILLAR		46.03	1:42.06	2:42.39	3:36.83	0,0	3:36.83
						46.03	56.03	1:00.3	54.44		
39	020622363	RUANO MEMBRIVES CARMEN	2005	MONTOR		56.07	2:01.76	3:09.93	4:15.25	0,0	4:15.25
						56.07	1:05.6	1:08.1	1:05.3		
40	049832715	SALINAS ROSA DALIA	2005	MONTOR		57.50	2:04.48	3:13.24	4:21.07	0,0	4:21.07
						57.50	1:06.9	1:08.7	1:07.8		
	020950599	GOMEZ RAMOS JUDIT	2005	POZOBLA						0,0	RT
	031886989	VEGA FIMIA ALEJANDRA	2005	MONTOR						0,0	BAJ
	P01086013	PUERTAS CANO CLARA	2004	POZOBLA						0,0	BAJ

 RT: RETIRADO DLI: DESC LLEGADA IRREGUL DSA: DESC. SALIDA ANTICIPA DVI: DESC. VIRAJE IRREGULA NP: NO PRESENTADO  
 DES: DESCALIFICADO DNI: DNI DSI: DESC. SALIDA IRREGULA BAJ: BAJA

SW.RESULTADOS\_PRUEBA.6-20 Información correcta a 18:17:08 19/11/2016

2 / 2

MSL SPORTEC Sistemas de Información, MSL Software - www.msl.es



**2ª JORNADA F.T.CTO. AND. ALEVIN CORDOBA, 19/11/2016**
**CORDOBA**

Datos técnicos: Piscina de 25 m., Cronometraje Electrónico

**19/11/2016**

RK	Licencia	Nombre	Año	Club	T.R.	Pts.	Resultado
1	P00138039	ALCALA CAÑETE DAVID	2003	FNGSW	50 31.55 100 1:04.48 31.55 32.93	19,0	1:04.48
2	020951877	CARMONA GOMEZ PABLO	2003	MONTLLA	50 35.20 100 1:11.06 35.20 35.86	16,0	1:11.06
3	053918703	MARCHAL RIVILLA ALEJANDRO	2003	NVILLAR	50 35.25 100 1:12.14 35.25 36.89	14,0	1:12.14
4	P00746699	SANCHEZ SIDRI DANIEL	2004	NAVIAL	50 35.53 100 1:13.80 35.53 38.27	13,0	1:13.80
5	P00663835	GUTIERREZ CINTAS ANGEL	2003	FNGSW	50 38.17 100 1:17.05 38.17 38.88	12,0	1:17.05
6	P00746686	LOPEZ HENARES ADRIAN	2004	NAVIAL	50 37.76 100 1:17.10 37.76 39.34	11,0	1:17.10
7	P00746680	GARCIA SIBAJA FELIX	2004	NAVIAL	50 37.48 100 1:17.59 37.48 40.11	10,0	1:17.59
8	P00746728	MANSILLA ESPEJO ADRIAN	2004	NAVIAL	50 37.65 100 1:19.01 37.65 41.36	9,0	1:19.01
9	P00746967	ICARDO FERNANDEZ GONZALO	2004	NAVIAL	50 38.96 100 1:20.57 38.96 41.61	8,0	1:20.57
10	P00663900	BADIA GARRIDO LUIS	2004	NCRDOB	50 39.51 100 1:20.61 39.51 41.10	7,0	1:20.61
11	026827102	RUIZ CAMPOS CARLOS	2004	CNBAEN	50 43.28 100 1:30.32 43.28 47.04	6,0	1:30.32
12	P00386144	LUQUE GAMERO JOSE ANTONIO	2004	MONTLLA	50 47.06 100 1:32.94 47.06 45.88	5,0	1:32.94
13	049505587	DOBAO DOMINGUEZ ALFONSO	2003	FNGSW	50 45.22 100 1:33.20 45.22 47.98	4,0	1:33.20
14	P00742003	ZAMORA MARTOS ALEJANDRO	2004	NVILLAR	50 46.17 100 1:33.79 46.17 47.62	3,0	1:33.79
15	046271279	LOPEZ MAYA ALEJANDRO	2004	MONTLLA	50 45.19 100 1:33.97 45.19 48.78	2,0	1:33.97
16	P00742001	CRIDO PULIDO ANTONIO LUIS	2004	NVILLAR	50 47.54 100 1:34.88 47.54 47.34	1,0	1:34.88
17	P01086066	MORENO LEAL GABRIEL	2004	POZOBLA	50 51.17 100 1:46.83 51.17 55.66	0,0	1:46.83
	020952774	SORIANO BORREGO FRANCISCO	2003	NVILLAR		0,0	DES
	P01086074	CANTERO GALBIS IGNACIO	2003	POZOBLA		0,0	DES

 RT: RETIRADO DLI: DESC LLEGADA IRREGUL DSA: DESC. SALIDA ANTICIPA DVI: DESC. VIRAJE IRREGULA NP: NO PRESENTADO  
 DES: DESCALIFICADO DNI: DNI DSI: DESC. SALIDA IRREGULA BAJ: BAJA

MSJ SW.RESULTADOS\_PRUEBA.7-10 Información correcta a 18:23:44 19/11/2016

1 / 1

SPORTEC Sistemas de Información, MSL Software - www.msl.es



**2ª JORNADA F.T.CTO. AND. ALEVIN CORDOBA, 19/11/2016**
**CORDOBA**

Datos técnicos: Piscina de 25 m., Cronometraje Electrónico

**19/11/2016**

RK	Licencia	Nombre	Año	Club	T.R.	Pts.	Resultado
1	P00746693	NAZ GOMEZ GEMMA	2004	NAVIAL	50 35.73  1:15.11 35.73  39.38	19,0	1:15.11
2	P00663865	MARTOS JIMENEZ AROA	2004	NAVIAL	50 37.46  1:16.07 37.46  38.61	16,0	1:16.07
3	P00746719	RUIZ BLANCAS CARMEN	2005	NAVIAL	50 37.27  1:17.08 37.27  39.81	14,0	1:17.08
4	P00386145	LUQUE SANCHEZ HELENA	2005	MONTLLA	50 37.49  1:17.72 37.49  40.23	13,0	1:17.72
5	P00746715	GARCIA BELTRAN MIREYA MEI	2004	NAVIAL	50 37.82  1:18.19 37.82  40.37	12,0	1:18.19
6	P00746821	BRAVO GARCIA OLGA	2004	NAVIAL	50 37.85  1:18.21 37.85  40.36	11,0	1:18.21
7	P00746823	RUIZ VELASCO VALERIA	2004	NAVIAL	50 39.03  1:21.38 39.03  42.35	10,0	1:21.38
8	00P013801	RODRIGUEZ GALVEZ LIDIA	2004	FNGSW	50 40.01  1:22.78 40.01  42.77	9,0	1:22.78
9	046273745	RODRIGUEZ MARTIN-CONSUEGRA EVA	2005	NAVIAL	50 39.46  1:23.21 39.46  43.75	8,0	1:23.21
10	P00746698	RUBIO TORRICO Mª PILAR	2004	NAVIAL	50 40.48  1:23.82 40.48  43.34	7,0	1:23.82
11	P00746726	GONZALEZ OSORIO CLAUDIA	2005	NAVIAL	50 40.47  1:25.17 40.47  44.70	6,0	1:25.17
12	P00386146	ORTIZ CORDON VICTORIA	2005	MONTLLA	50 42.81  1:28.05 42.81  45.24	5,0	1:28.05
13	P00746714	SIVIANES SANCHEZ AMANDA	2004	NAVIAL	50 42.64  1:28.58 42.64  45.94	4,0	1:28.58
14	P00663902	SALAZAR NAVARRO PAULA	2005	FNGSW	50 43.97  1:29.28 43.97  45.31	3,0	1:29.28
15	P00663884	PEREZ BARTIVAS CARMEN	2004	NCRDOB	50 43.98  1:29.68 43.98  45.70	2,0	1:29.68
16	L01110085	RUIZ VICTOR SHEYLA	2005	FNGSW	50 43.21  1:29.90 43.21  46.69	1,0	1:29.90
17	P00386150	GONZALEZ SALES TERESA	2005	MONTLLA	50 44.08  1:30.41 44.08  46.33	0,0	1:30.41
18	026824752	ARIZA PEREZ MARTA	2005	MONTLLA	50 44.21  1:30.74 44.21  46.53	0,0	1:30.74
19	P00746817	SECO DE HERRERA CABRERA ALICIA	2005	NAVIAL	50 45.00  1:31.39 45.00  46.39	0,0	1:31.39
20	P00663904	GONZALEZ FERNANDEZ RAQUEL YONG	2005	NCRDOB	50 44.94  1:31.49 44.94  46.55	0,0	1:31.49
21	P00386162	MARTINEZ TORRES NEREA	2004	MONTLLA	50 45.98  1:35.57 45.98  49.59	0,0	1:35.57
22	P00386151	SANCHEZ CARMONA LUCIA	2004	MONTLLA	50 48.05  1:38.87 48.05  50.82	0,0	1:38.87
23	020621844	JIMENEZ GONZALEZ CLAUDIA	2005	POZOBLA	50 47.70  1:41.11 47.70  53.41	0,0	1:41.11
24	P06631012	MARIN MORILLO PAULA	2005	NCRDOB	50 49.41  1:41.58 49.41  52.17	0,0	1:41.58
25	P06631011	ORTIZ MORILLO MIRIAM	2005	NCRDOB	50 54.23  1:50.47 54.23  56.24	0,0	1:50.47
26	031881107	GARCIA MOYANO MARIA DEL ROCIO	2004	MONTLLA	50 54.80  1:54.76 54.80  59.96	0,0	1:54.76

 RT: RETIRADO DLI: DESC LLEGADA IRREGUL DSA: DESC. SALIDA ANTICIPA DVI: DESC. VIRAJE IRREGULA NP: NO PRESENTADO  
 DES: DESCALIFICADO DNI: DNI DSI: DESC. SALIDA IRREGULA BAJ: BAJA

SW.RESULTADOS\_PRUEBA.8-10 Información correcta a 18:38:45 19/11/2016

1 / 2

MSL SPORTEC Sistemas de Información, MSL Software - www.msl.es



**2ª JORNADA F.T.CTO. AND. ALEVIN CORDOBA, 19/11/2016**
**CORDOBA**

Datos técnicos: Piscina de 25 m., Cronometraje Electrónico

**19/11/2016**

RK	Licencia	Nombre	Año	Club	T.R.	Pts.	Resultado
27	020622379	DELGADO GARCIA PAULA	2005	MONTOR	50 54.25 100 1:57.19 54.25 1:02.91	0,0	1:57.19
28	049832715	SALINAS ROSA DALIA	2005	MONTOR	50 1:01.83 100 2:06.09 1:01.8 1:04.2	0,0	2:06.09
29	020622363	RUANO MEMBRIVES CARMEN	2005	MONTOR	50 1:08.76 100 2:22.23 1:08.7 1:13.4	0,0	2:22.23
	003225919	CAMPÓN MARTINEZ AMALIA	2004	NVILLAR		0,0	DES
	031886989	VEGA FIMIA ALEJANDRA	2005	MONTOR		0,0	BAJ

 RT: RETIRADO DLI: DESC LLEGADA IRREGUL DSA: DESC. SALIDA ANTICIPA DVI: DESC. VIRAJE IRREGULA NP: NO PRESENTADO  
 DES: DESCALIFICADO DNI: DNI DSI: DESC. SALIDA IRREGULA BAJ: BAJA

SW.RESULTADOS\_PRUEBA.8-10 Información correcta a 18:38:45 19/11/2016

2 / 2

**MSL SPORTEC** Sistemas de Información, MSL Software - www.msl.es


**2ª JORNADA F.T.CTO. AND. ALEVIN CORDOBA, 19/11/2016**
**CORDOBA**

Datos técnicos: Piscina de 25 m., Cronometraje Electrónico

**19/11/2016**

RK	Licencia	Nombre	Año	Club	T.R.	Pts.	Resultado
1	P00138039	ALCALA CAÑETE DAVID	2003	FNGSW		19,0	4:59.93
		50 31.79  100 1:09.10  150 1:47.26  200 2:25.17  250 3:08.30  300 3:52.58  350 4:28.03  400 4:59.93					
		31.79  37.31  38.16  37.91  43.13  44.28  35.45  31.90					
2	032732493	MESA ORTIZ JULIO	2003	FNGSW		16,0	5:20.71
		50 33.94  100 1:13.44  150 1:55.69  200 2:37.30  250 3:23.40  300 4:10.29  350 4:45.85  400 5:20.71					
		33.94  39.50  42.25  41.61  46.10  46.89  35.56  34.86					
3	P00663840	SAIZ PEREZ MANUEL JESUS	2004	FNGSW		14,0	5:22.84
		50 34.02  100 1:13.30  150 1:54.08  200 2:34.79  250 3:20.37  300 4:06.82  350 4:44.67  400 5:22.84					
		34.02  39.28  40.78  40.71  45.58  46.45  37.85  38.17					
4	P00746647	MUÑOZ STAARTHOF JULIO VALENTIN	2003	NAVIAL		13,0	5:25.33
		50 35.09  100 1:16.76  150 2:00.91  200 2:43.38  250 3:29.80  300 4:17.36  350 4:51.73  400 5:25.33					
		35.09  41.67  44.15  42.47  46.42  47.56  34.37  33.60					
5	051139074	MOYA CLIMENT DIEGO	2003	NAVIAL		12,0	5:27.68
		50 34.54  100 1:15.02  150 1:57.96  200 2:39.48  250 3:26.57  300 4:14.74  350 4:51.82  400 5:27.68					
		34.54  40.48  42.94  41.52  47.09  48.17  37.08  35.86					
6	P00746681	GRANADO MARTIN PABLO	2004	NAVIAL		11,0	5:31.35
		50 34.29  100 1:15.26  150 1:58.50  200 2:40.03  250 3:28.75  300 4:17.75  350 4:55.75  400 5:31.35					
		34.29  40.97  43.24  41.53  48.72  49.00  38.00  35.60					
7	P00746864	DE LAS CASAS VILLALBA IGNACIO	2003	NAVIAL		10,0	5:31.41
		50 33.22  100 1:13.88  150 1:59.05  200 2:41.43  250 3:30.79  300 4:19.67  350 4:55.17  400 5:31.41					
		33.22  40.66  45.17  42.38  49.36  48.88  35.50  36.24					
8	P00663837	MURIEL LOPEZ RAFAEL	2003	FNGSW		9,0	5:36.68
		50 33.28  100 1:13.40  150 1:58.17  200 2:42.28  250 3:29.66  300 4:18.62  350 4:58.04  400 5:36.68					
		33.28  40.12  44.77  44.11  47.38  48.96  39.42  38.64					
9	P00746699	SANCHEZ SIDRI DANIEL	2004	NAVIAL		8,0	5:43.86
		50 36.08  100 1:20.37  150 2:04.49  200 2:47.95  250 3:36.60  300 4:27.00  350 5:05.69  400 5:43.86					
		36.08  44.29  44.12  43.46  48.65  50.40  38.69  38.17					
10	020950044	MORENO GARCIA PABLO	2003	MONTORO		7,0	5:47.20
		50 37.45  100 1:20.67  150 2:04.21  200 2:47.45  250 3:37.62  300 4:27.92  350 5:07.73  400 5:47.20					
		37.45  43.22  43.54  43.24  50.17  50.30  39.81  39.47					
11	P00746728	MANSILLA ESPEJO ADRIAN	2004	NAVIAL		6,0	5:47.99
		50 38.07  100 1:23.77  150 2:09.44  200 2:54.68  250 3:41.08  300 4:28.67  350 5:08.77  400 5:47.99					
		38.07  45.70  45.67  45.24  46.40  47.59  40.10  39.22					
12	020620277	VALLE DELGADO CARLOS	2004	MONTLLA		5,0	5:50.85
		50 36.77  100 1:20.72  150 2:07.27  200 2:52.14  250 3:42.55  300 4:34.04  350 5:14.27  400 5:50.85					
		36.77  43.95  46.55  44.87  50.41  51.49  40.23  36.58					
13	P00746751	GOMEZ ALVAREZ MARIANO	2004	NAVIAL		4,0	5:51.02
		50 36.46  100 1:20.45  150 2:06.43  200 2:51.56  250 3:43.54  300 4:35.42  350 5:13.50  400 5:51.02					
		36.46  43.99  45.98  45.13  51.98  51.88  38.08  37.52					
14	P00746680	GARCIA SIBAJA FELIX	2004	NAVIAL		3,0	6:00.00
		50 38.40  100 1:24.83  150 2:08.79  200 2:51.90  250 3:44.63  300 4:38.56  350 5:19.64  400 6:00.00					
		38.40  46.43  43.96  43.11  52.73  53.93  41.08  40.36					
15	P00746686	LOPEZ HENARES ADRIAN	2004	NAVIAL		2,0	6:04.30
		50 41.94  100 1:32.18  150 2:17.46  200 3:01.29  250 3:52.32  300 4:44.02  350 5:24.20  400 6:04.30					
		41.94  50.24  45.28  43.83  51.03  51.70  40.18  40.10					
16	P00746701	TORRES MUÑOZ ISAAC	2004	NAVIAL		1,0	6:08.65
		50 35.52  100 1:19.60  150 2:09.12  200 2:56.87  250 3:51.12  300 4:47.06  350 5:28.59  400 6:08.65					
		35.52  44.08  49.52  47.75  54.25  55.94  41.53  40.06					

 RT: RETIRADO  
 DES: DESCALIFICADO

 DLI: DESC LLEGADA IRREGUL DSA: DESC. SALIDA ANTICIPA DVI: DESC. VIRAJE IRREGULA NP: NO PRESENTADO  
 DNI: DNI DSI: DESC. SALIDA IRREGULA BAJ: BAJA


**SW.RESULTADOS\_PRUEBA.9-40** Información correcta a 19:00:06 19/11/2016

1 / 2

Sistemas de Información, MSL Software - www.msl.es



**2ª JORNADA F.T.CTO. AND. ALEVIN CORDOBA, 19/11/2016**
**CORDOBA**

Datos técnicos: Piscina de 25 m., Cronometraje Electrónico

**19/11/2016**

RK	Licencia	Nombre	Año	Club	T.R.	Pts.	Resultado			
17	P06631015	FERNANDEZ VILLARUBIA ISMAEL	2004	NCRDOBA		0,0	6:13.59			
		50	40.19 <sup>1</sup> 1:00	1:28.73 <sup>1</sup> 150	2:16.79 <sup>1</sup> 200	3:04.55 <sup>1</sup> 250	3:55.49 <sup>1</sup> 300	4:48.48 <sup>1</sup> 350	5:31.93 <sup>1</sup> 400	6:13.59 <sup>1</sup>
			40.19 <sup>1</sup>	48.54 <sup>1</sup>	48.06 <sup>1</sup>	47.76 <sup>1</sup>	50.94 <sup>1</sup>	52.99 <sup>1</sup>	43.45 <sup>1</sup>	41.66 <sup>1</sup>
18	P00138038	LLAMAZARES MUÑOZ PABLO	2004	FNGSW		0,0	6:19.12			
		50	40.67 <sup>1</sup> 1:00	1:30.05 <sup>1</sup> 150	2:19.63 <sup>1</sup> 200	3:05.81 <sup>1</sup> 250	4:04.21 <sup>1</sup> 300	5:02.92 <sup>1</sup> 350	5:41.81 <sup>1</sup> 400	6:19.12 <sup>1</sup>
			40.67 <sup>1</sup>	49.38 <sup>1</sup>	49.58 <sup>1</sup>	46.18 <sup>1</sup>	58.40 <sup>1</sup>	58.71 <sup>1</sup>	38.89 <sup>1</sup>	37.31 <sup>1</sup>
	P00663839	ARAGON PALACIOS AGUSTIN	2003	FNGSW		0,0	DES			
	P00386155	GOMEZ DELGADO ABEL	2003	MONTLLA		0,0	DES			

 RT: RETIRADO DLI: DESC LLEGADA IRREGUL DSA: DESC. SALIDA ANTICIPA DVI: DESC. VIRAJE IRREGULA NP: NO PRESENTADO  
 DES: DESCALIFICADO DNI: DNI DSI: DESC. SALIDA IRREGULA BAJ: BAJA

MSL SW.RESULTADOS\_PRUEBA.9-40 Información correcta a 19:00:06 19/11/2016

2 / 2

SPORTEC Sistemas de Información, MSL Software - www.msl.es


<http://www.fan.es>




**2ª JORNADA F.T.CTO. AND. ALEVIN CORDOBA, 19/11/2016**
**CORDOBA**


Datos técnicos: Piscina de 25 m., Cronometraje Electrónico

**19/11/2016**


RK	Licencia	Nombre	Año	Club	T.R.	Pts.	Resultado
1	P00746685	JURADO RUANO VICTORIA	2004	NAVIAL		19,0	5:37.43
		50 36.41  100 1:18.36  150 2:01.93  200 2:43.19  250 3:32.02  300 4:21.52  350 4:59.82  400 5:37.43					
		36.41  41.95  43.57  41.26  48.83  49.50  38.30  37.61					
2	P00663849	SANCHEZ MEDINA NELLY	2005	NAVIAL		16,0	5:42.73
		50 36.81  100 1:21.86  150 2:07.89  200 2:52.20  250 3:38.31  300 4:25.88  350 5:05.75  400 5:42.73					
		36.81  45.05  46.03  44.31  46.11  47.57  39.87  36.98					
3	P00746724	SANTOS PADILLA IRENE	2004	NAVIAL		14,0	5:48.12
		50 38.38  100 1:25.26  150 2:11.17  200 2:56.37  250 3:42.01  300 4:29.90  350 5:10.89  400 5:48.12					
		38.38  46.88  45.91  45.20  45.64  47.89  40.99  37.23					
4	P00138027	BALAO GARCIA JULIA	2005	NAVIAL		13,0	5:52.22
		50 38.63  100 1:24.20  150 2:11.02  200 2:56.37  250 3:44.13  300 4:32.72  350 5:13.17  400 5:52.22					
		38.63  45.57  46.82  45.35  47.76  48.59  40.45  39.05					
5	P00386143	GARRIDO REY NATALIA	2005	NAVIAL		12,0	5:56.23
		50 37.57  100 1:20.67  150 2:07.74  200 2:55.25  250 3:45.80  300 4:36.85  350 5:16.85  400 5:56.23					
		37.57  43.10  47.07  47.51  50.55  51.05  40.00  39.38					
6	046072560	ZAMORANO RIVERA GLORIA	2004	NAVIAL		11,0	5:59.23
		50 39.22  100 1:25.78  150 2:13.68  200 3:00.32  250 3:48.18  300 4:36.49  350 5:17.84  400 5:59.23					
		39.22  46.56  47.90  46.64  47.86  48.31  41.35  41.39					
7	P00746715	GARCIA BELTRAN MIREYA MEI	2004	NAVIAL		10,0	6:01.00
		50 36.86  100 1:22.53  150 2:08.86  200 2:53.89  250 3:45.19  300 4:37.31  350 5:19.24  400 6:01.00					
		36.86  45.67  46.33  45.03  51.30  52.12  41.93  41.76					
8	P00663865	MARTOS JIMENEZ AROA	2004	NAVIAL		9,0	6:01.91
		50 38.07  100 1:21.29  150 2:07.04  200 2:52.45  250 3:45.40  300 4:39.43  350 5:21.30  400 6:01.91					
		38.07  43.22  45.75  45.41  52.95  54.03  41.87  40.61					
9	P00386145	LUQUE SANCHEZ HELENA	2005	MONTLLA		8,0	6:10.13
		50 40.69  100 1:30.70  150 2:15.90  200 3:00.68  250 3:54.79  300 4:48.02  350 5:29.35  400 6:10.13					
		40.69  50.01  45.20  44.78  54.11  53.23  41.33  40.78					
10	P00138026	BALAO GARCIA BERTA	2005	NAVIAL		7,0	6:11.63
		50 41.38  100 1:30.72  150 2:19.72  200 3:06.91  250 3:56.70  300 4:47.64  350 5:30.60  400 6:11.63					
		41.38  49.34  49.00  47.19  49.79  50.94  42.96  41.03					
11	046273745	RODRIGUEZ MARTIN-CONSUEGR EVA	2005	NAVIAL		6,0	6:15.46
		50 40.67  100 1:28.91  150 2:18.37  200 3:06.16  250 3:58.88  300 4:52.28  350 5:34.35  400 6:15.46					
		40.67  48.24  49.46  47.79  52.72  53.40  42.07  41.11					
12	P00746745	BLASCO BENAVENTE CARMEN	2005	NAVIAL		5,0	6:20.20
		50 38.79  100 1:32.73  150 2:21.91  200 3:08.46  250 4:03.83  300 5:00.92  350 5:41.21  400 6:20.20					
		38.79  53.94  49.18  46.55  55.37  57.09  40.29  38.99					
13	P00746774	VICTOR MACHUCA MARIA ISABEL	2005	NAVIAL		4,0	6:20.62
		50 40.73  100 1:30.41  150 2:20.68  200 3:09.71  250 4:03.42  300 4:58.33  350 5:40.63  400 6:20.62					
		40.73  49.68  50.27  49.03  53.71  54.91  42.30  39.99					
14	00P013807	FERNANDES AFAN BELEN	2005	NAVIAL		3,0	6:20.96
		50 38.68  100 1:26.90  150 2:16.03  200 3:05.33  250 3:58.96  300 4:52.29  350 5:37.64  400 6:20.96					
		38.68  48.22  49.13  49.30  53.63  53.33  45.35  43.32					
15	P00746768	RODRIGUEZ HIGUERA BLANCA	2005	NAVIAL		2,0	6:21.05
		50 41.51  100 1:34.10  150 2:25.18  200 3:13.02  250 4:04.05  300 4:56.03  350 5:39.47  400 6:21.05					
		41.51  52.59  51.08  47.84  51.03  51.98  43.44  41.58					
16	P00746692	MUDARRA JIMENEZ PILAR	2004	FNGSW		1,0	6:21.75
		50 37.45  100 1:22.01  150 2:11.75  200 3:00.93  250 3:58.15  300 4:56.47  350 5:39.68  400 6:21.75					
		37.45  44.56  49.74  49.18  57.22  58.32  43.21  42.07					

 RT: RETIRADO  
 DES: DESCALIFICADO

 DLI: DESC LLEGADA IRREGUL DSA: DESC. SALIDA ANTICIPA DVI: DESC. VIRAJE IRREGULA NP: NO PRESENTADO  
 DNI: DNI DSI: DESC. SALIDA IRREGULA BAJ: BAJA


**SW.RESULTADOS\_PRUEBA.10-4** Información correcta a 19:27:10 19/11/2016

1 / 2


 Sistemas de Información, MSL Software - www.msl.es




**2ª JORNADA F.T.CTO. AND. ALEVIN CORDOBA, 19/11/2016**
**CORDOBA**

Datos técnicos: Piscina de 25 m., Cronometraje Electrónico


**19/11/2016**

RK	Licencia	Nombre	Año	Club	T.R.	Pts.	Resultado
17	P00746698	RUBIO TORRICO Mª PILAR	2004	NAVIAL		0,0	6:29.04
		50 - 43.90 <sub>1</sub>   1:38.71 <sub>1</sub>   2:27.23 <sub>1</sub>   3:14.12 <sub>1</sub>   4:10.41 <sub>1</sub>   5:06.85 <sub>1</sub>   5:48.24 <sub>1</sub>   6:29.04 <sub>1</sub>					
		43.90 <sub>1</sub>   54.81 <sub>1</sub>   48.52 <sub>1</sub>   46.89 <sub>1</sub>   56.29 <sub>1</sub>   56.44 <sub>1</sub>   41.39 <sub>1</sub>   40.80 <sub>1</sub>					
18	P00746714	SIVIANES SANCHEZ AMANDA	2004	NAVIAL		0,0	6:37.92
		50 - 42.63 <sub>1</sub>   1:37.96 <sub>1</sub>   2:27.18 <sub>1</sub>   3:15.42 <sub>1</sub>   4:13.06 <sub>1</sub>   5:11.74 <sub>1</sub>   5:54.92 <sub>1</sub>   6:37.92 <sub>1</sub>					
		42.63 <sub>1</sub>   55.33 <sub>1</sub>   49.22 <sub>1</sub>   48.24 <sub>1</sub>   57.64 <sub>1</sub>   58.68 <sub>1</sub>   43.18 <sub>1</sub>   43.00 <sub>1</sub>					
19	P00663904	GONZALEZ FERNANDEZ RAQUEL YONG	2005	NCRDOBA		0,0	6:40.34
		50 - 43.85 <sub>1</sub>   1:37.95 <sub>1</sub>   2:30.57 <sub>1</sub>   3:20.44 <sub>1</sub>   4:15.84 <sub>1</sub>   5:11.41 <sub>1</sub>   5:55.89 <sub>1</sub>   6:40.34 <sub>1</sub>					
		43.85 <sub>1</sub>   54.10 <sub>1</sub>   52.62 <sub>1</sub>   49.87 <sub>1</sub>   55.40 <sub>1</sub>   55.57 <sub>1</sub>   44.48 <sub>1</sub>   44.45 <sub>1</sub>					
20	P00386159	AGUILERA COHEÑA CELIA	2004	MONTLLA		0,0	6:46.52
		50 - 44.50 <sub>1</sub>   1:40.90 <sub>1</sub>   2:32.58 <sub>1</sub>   3:24.16 <sub>1</sub>   4:17.64 <sub>1</sub>   5:11.82 <sub>1</sub>   6:00.15 <sub>1</sub>   6:46.52 <sub>1</sub>					
		44.50 <sub>1</sub>   56.40 <sub>1</sub>   51.68 <sub>1</sub>   51.58 <sub>1</sub>   53.48 <sub>1</sub>   54.18 <sub>1</sub>   48.33 <sub>1</sub>   46.37 <sub>1</sub>					
	P00746697	ROMERO TORRES MARTA	2004	NAVIAL		0,0	DES
	P00746821	BRAVO GARCIA OLGA	2004	NAVIAL		0,0	DES
	L01110085	RUIZ VICTOR SHEYLA	2005	FNGSW		0,0	DES
	046269966	MONTERO ORTIZ MÓNICA	2005	MONTORO		0,0	DES
	P00746823	RUIZ VELASCO VALERIA	2004	NAVIAL		0,0	DES

 RT: RETIRADO DLI: DESC LLEGADA IRREGUL DSA: DESC. SALIDA ANTICIPA DVI: DESC. VIRAJE IRREGULA NP: NO PRESENTADO  
 DES: DESCALIFICADO DNI: DNI DSI: DESC. SALIDA IRREGULA BAJ: BAJA

SW.RESULTADOS\_PRUEBA.10-4 Información correcta a 19:27:10 19/11/2016

2 / 2


 Sistemas de Información, MSL Software - www.msl.es

<http://www.fan.es>


	Club	Hombres	Mujeres	Total
00328	C.N. MONTORO	1	7	8
00386	C.N. MONTILLA	6	8	14
00388	CLUB NATACION BAENA	2	3	5
00663	C.D. NATACION CORDOBA	2	4	6
00742	C.N. VILLARENSE	4	4	8
00746	NAVIAL	11	25	36
01084	C.N.D. FUENGIROLA SWIMMING	8	4	12
01086	C.N. POZOBLANCO	2	5	7
	<b>8</b>	<b>36</b>	<b>60</b>	<b>96</b>



**FICHA TECNICA DE LA COMPETICIÓN**

1º NOMBRE DE LA COMPETICION:	2ª JORNADA FASE TERRITORIAL CAMP.ANDALUCIA ALEVÍN		
2º FECHA/S DE LA COMPETICION:	19 DE NOVIEMBRE DE 2016		
3º ENTIDAD ORGANIZADORA:	DELEGACIÓN CORDOBESA DE NATACIÓN		
4º NOMBRE Y DIRECCIÓN DE LA PISCINA:	I.M.D. LEPANTO		
5º PISCINA DE 25 METROS Y DE 8 CALLES, CON TEMPERATURA DEL AGUA A 26°C			
6º RELACIÓN DE CLUBES PARTICIPANTES:	SEGÚN RELACION ADJUNTA A RESULTADOS		
7º COMPOSICION DEL JURADO:			
Juez Árbitro	RAFAELA MUÑOZ CABALLERO		
Juez de Salidas/Carreras	PEDRO SORIANO GÓMEZ		
Juez de Salidas/Carreras	IRENE AVENDAÑO CORDÓN		
Cámara de Llamadas	JUAN ANTONIO SÁNCHEZ VÁZQUEZ		
Ayudante Director Competición	ANTONIO RODRÍGUEZ MARTA		
Técnico Operador Semiautomático	Mª JESÚS MORALES SOLANO		
Técnico Operador Resultados	ANA Mª RUIZ GÓMEZ		
Director de la Competición	DAVID RODRIGUEZ VELASCO		
CRONOMETRADORES:			
Calle 1ª:	LUCÍA DÍAZ GONZÁLEZ	Calle 5ª:	DAVID MORAL PÉREZ
Calle 2ª:	GREGORIO GRANADO CARMONA	Calle 6ª:	ROCÍO LAMBERT RODRÍGUEZ
Calle 3ª:	MARÍA JURADO SEPÚLVEDA	Calle 7ª:	JESÚS QUIRÓS AGUILAR
Calle 4ª:	MANUEL RODRÍGUEZ SERVIÁN	Calle 8ª:	PATRICIA GARCÍA RAMOS
Otros puestos:			
8º INCIDENCIAS DE LA COMPETICIÓN:			

Certificamos la veracidad de los datos que figuran en estos resultados